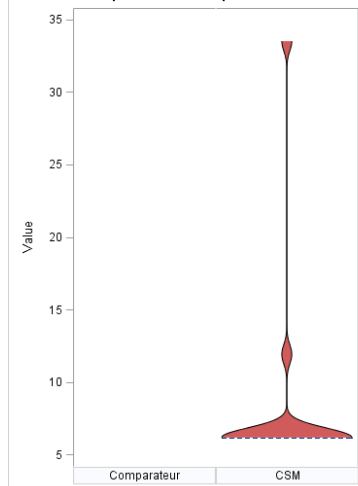
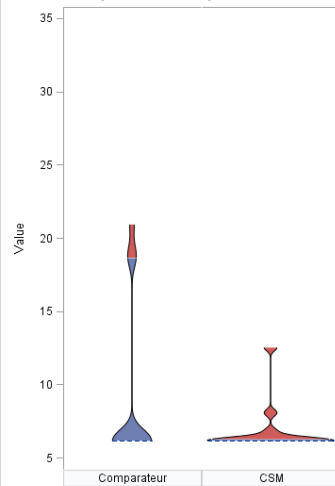


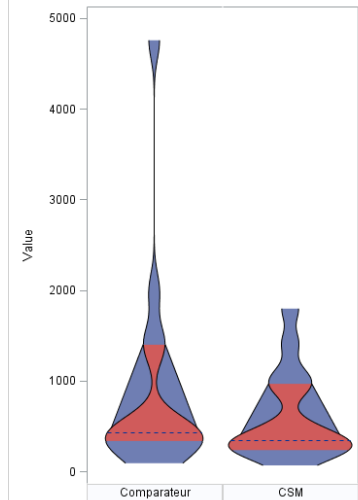
TNFAlpha_N Densities by Group pre injection 1
Violin plot with shaded quantile bounds



TNFAlpha_N Densities by Group Day 10
Violin plot with shaded quantile bounds



VEGF_A Densities by Group pre injection 1
Violin plot with shaded quantile bounds



VEGF_A Densities by Group Day 10
Violin plot with shaded quantile bounds

